

Delivering leading edge, innovative power solutions for more than 30 years....

Model:GTM962500PWWWVV.V-CX

January 23, 2022

GTM962500PWWWVV.V-CX

Information

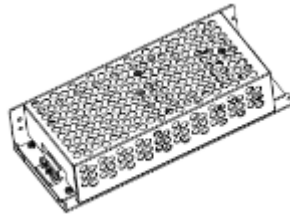
Model Number

GTM962500PWWWVV.V-CX

Description

GTM962500PWWWVV.V-CX, ICT / ITE / Medical Power Supply, 60601-1-4th Ed. , Open Frame/Internal, Regulated Switchmode AC-DC Power Supply AC Adaptor, , Input Rating: 100-240V~, 50-60 Hz, 3 Positon Terminal Block, Output Rating: 250 Watts, Power rating with convection cooling (W) , 12-54V in 0.1V increments, Approvals: PSE; PSE; PSE; CE; RoHS; China RoHS; Ukraine; WEEE; VCCI; Level VI; EAC; UKCA; CCC (pending); CB 60950 (pending); CB 60601-1 (pending); cETLus UL1310 (pending); ETL (pending); CB 62368 (pending); ETL 62368 (pending); CB 60335 (pending); CB 61347 (pending); Morocco;

Model Picture



Agency Documents

<http://www.globtek.info/certs/GTM962400P/>

CE EC-Declaration

https://www.globtek.com/pdf/ec_declaration/a000c00000PHWgzEAH

RoHS/RoHS2 Declaration

https://www.globtek.com/pdf/rohs_cert/a000c00000PHWgzEAH

REACH Declaration

https://www.globtek.com/pdf/iso_certificates/REACH.pdf

Conflict Minerals Declaration

<https://www.globtek.com/pdf/conflict-minerals.pdf>

Delivering leading edge, innovative power solutions for more than **30** years....

Model:GTM962500PWWWVV.V-CX

January 23, 2022

MODEL PARAMETERS

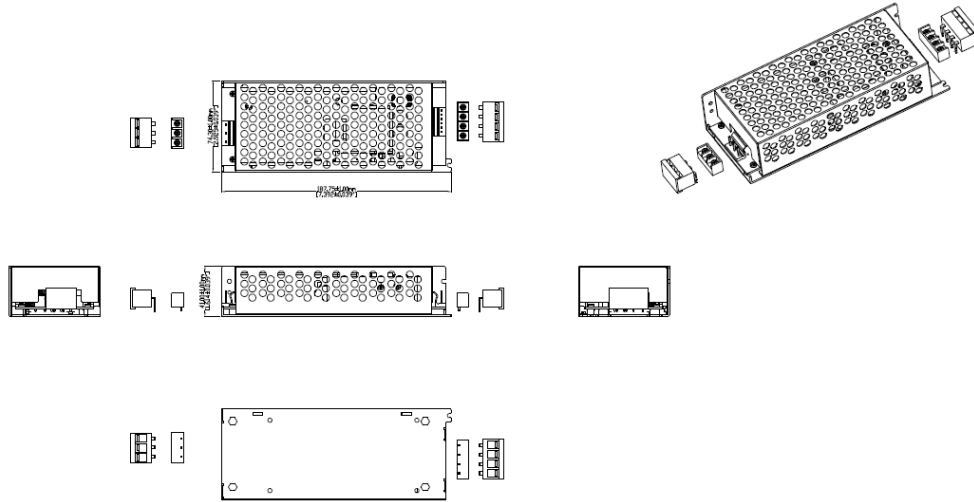
Type	Open Frame/Internal
Technology	Regulated Switchmode AC-DC Power Supply AC Adaptor
Category	ICT / ITE / Medical Power Supply
Input Voltage	100-240V~, 50-60 Hz
I/P Amps (A)	1.8 A
Wattage (W)	250.0
Vout Range (V)	12-54
Efficiency Level	USA DOE Level VI / Eco-design Directive 2009/125/EC, (EU) 2019/1782
Ingress Protection	na
Size (mm)	203*63.5*41

Delivering leading edge, innovative power solutions for more than 30 years....

Model:GTM962500PWWWVV.V-CX

January 23, 2022

ENCLOSURE



Delivering leading edge, innovative power solutions for more than **30** years....

Model:GTM962500PWWWV.V-CX

January 23, 2022

RATING TABLE

Model Number	Voltage	Amps(A)	Watts(W)	RFQ
GTM961600P17015.V-CX	15 V	11.333	170.00	RFQ
GTM961600P15015.V-CX	15 V	10	150.00	RFQ
GTM962400P18035-CX	35 V	5.142	179.97	RFQ
GTM962500P18036-CX	36 V	6.94	249.84	RFQ

SPECIFICATIONS

A) ELECTRICAL SPECIFICATIONS:

01. Input Voltage: Specified 90-264 Vac, Nameplate rated: 100-240Vac
90-264Vac range @ 100% of rated load current
85-264 Vac range @ 90% of rated load current
02. Input Frequency: Specified 47-63 Hz, Nameplate rated 50/60Hz
03. Power Factor: 0.90 minimum @ 230Vac, 0.97 minimum @ 115Vac
04. Output Regulation: +/- 4% measured at the output connector
05. Line Voltage Regulation: +/- 0.5% typical measured at full load
06. Green Power On Indicator LED
07. Output Ripple (Vp-p): 1% or 200 mV whichever is greater, measured at 20 MHz bandwidth with 0.1 uF ceramic capacitor in parallel with a low impedance 47 uF electrolytic capacitor connected at the end of the output connector at nominal line
08. Turn-ON/OFF Overshoot: 5% maximum, 1 mS typical recovery time for 25% to 50% step load
09. Turn-ON Delay: 1 second typical
10. Hold-Up Time: 20 mS minimum
11. Inrush Current: 30A maximum at 115Vac input and 60A maximum at 230Vac input
12. Switching Frequency: Varies from 30KHz to 133KHz
13. Efficiency: > 90%
14. No Load Standby Power: <0.15 W @ 230Vac

B) PROTECTION

01. Input Protection: Input line fusing and 300Vac rated MOV
02. Short Circuit/ Overload: Electronically Protected unit will auto recover upon removal of fault
Output Current Limit: Current limited to less than 330W / Vnom
(Vnom = nominal rated output voltage)
03. Over-Temperature: Latching Electronic Overtemperature protection. Cycle AC OFF to reset.
04. Output Over-Voltage: 110% to 135% of nominal output voltage under full load condition, and less than 60V max. Latching protection, cycle AC OFF to reset.

C) SAFETY

01. Dielectric Withstand Voltage: 4000Vac or 5656Vdc from input to output,
On Class I models, 3000Vac or 4242Vdc from input to earth
02. Earth Leakage Current: Class I models < 300uA, N/A for Class II models
03. Touch Current: Class I models < 20uA, Class II models < 70uA
04. Output Isolation Options:
 - a) C8 or C18 Inlet, Class II
 - b) C6 or C14 Inlet, Class II FE, Output Isolated from Earth contact
 - c) C6 or C14 Inlet, Class I, Output negative directly attached to Earth contact
05. Earth Continuity Test: < 0.1 Ohm between Earth Pin at AC input and PCB termination point (Class I models only)
06. Means of Protection: 2 x MOPP
07. Primary to Secondary Bridging Capacitance: Two IEC60384-14 certified Y1 type capacitors in series
08. Compliant Standards: See listings at end of this drawing for specifics

D) EMC

- EN 60601-1-2, 4th edition
Emissions, per EN 55032, EN 61000-6-3, EN 61000-6-4

PROPRIETARY INFORMATION

PROPRIETARY OF GLOBTEK, INC. ANY REPRODUCTION, DISCLOSURE OR USE OF THIS DRAWING, IN WHOLE OR IN PART, IS HEREBY PROHIBITED EXCEPT AS SPECIFIED IN WRITING BY GLOBTEK, INC.

<https://www.globtek.com/datasheet/w70342>

Delivering leading edge, innovative power solutions for more than 30 years....

Model:GTM962500PWWWV.V-CX

January 23, 2022

Conducted Emissions: Class B, FCC Part 15, Class B
Radiated Emissions: Class B, FCC Part 15, Class B
Line Frequency Harmonics EN61000-3-2, Class A
Voltage Fluctuations/Flicker EN61000-3-3

Immunity, per EN 55024, EN 61000-6-1, EN 61000-6-2
Static Discharge Immunity EN61000-4-2, 10kV Contact Discharge, 18kV air discharge
Radiated RF Immunity EN61000-4-3, 10V/m 80-1000MHz, 3V/m 1-2.7GHz, 80% 1KHz AM.
EFT/Burst Immunity EN61000-4-4, 4kV/100kHz.
Line Surge Immunity EN61000-4-5, 2kV differential, 4kV common-mode
Conducted RF Immunity EN61000-4-6, 3Vrms, 80% 1KHz AM
Power Frequency Magnetic Field Immunity EN61000-4-8, 3A/m
Voltage Dip Immunity EN61000-4-11, Criteria

E) OTHER:

01. MTBF: 500,000 Hours @ 50°C ambient temperature, Full Load
02. Operating Temperature: -10°C to 50°C ambient temperature with full load
Regarding Operating Temperature,
 - a- See below derating table for output power capability at alternate temperature
 - b- Extended low end temperature range down to -40°C available as a custom option
 - c- Power rating based upon 10CFM forced air flow
03. Humidity: 0% to 95% relative humidity, non-condensing
04. Storage Temperature: -30°C to 80°C
05. ROHS: Compliant with latest regulations, see approvals section below
06. Operational Altitude: 5000M

F) MECHANICAL

01. Open Frame configuration, standard option
02. L Chassis configuration, alternate option, may be purchase separately
03. Cage Configuration, alternate option, may be purchased separately
04. Alternate input and output connector options (see diagram), terminal block is standard
 - a- Terminal Block, screws face up: T762-01-3P Input, T762-01-4P Output, TIANLI
 - b- Terminal Block, screws from side: T762-03-3P Input, T762-03-4P Output, TIANLI
 - c- Push to Engage Header: A7920W-3P Input, A7920W-40 Output, MOLEX

G) SPECIAL OPTIONS

01. Custom connector types
02. Custom Markings
03. Short term Output Surge Power Capability
04. Reduced Leakage Current version, medical CF leakage current compliance
05. Tightened output voltage tolerance
06. Reduced Output Ripple Level
08. Reduced output power marking/rating
09. High Rel PCB laminate with Plated through Holes for IPC610 Class 2 Compliance
10. LED Lighting Applications, Class C Line Harmonics
11. Constant Current output, for Vnom to 0.75xVnom. Add "-CC" suffix to model number. Current level is

Delivering leading edge, innovative power solutions for more than **30** years....

Model:GTM962500PWWVV.V-CX

January 23, 2022

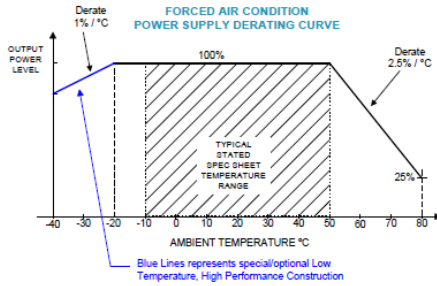
custom selectable.

Delivering leading edge, innovative power solutions for more than 30 years....

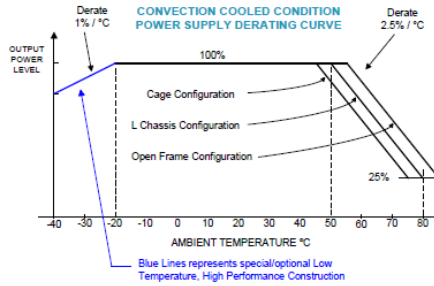
Model:GTM962500PWWWVV.V-CX

January 23, 2022

DERATING CURVE



Notes:
 1) For Forced Air at 10 CFM, Open Frame, L Chassis, or Cage Config.
 2) 12V - 18V models, 240W output.
 3) 19V - 54V models, 250W output



Notes:
 1) 12V Model, 160W output.
 2) 15V Model, 170W output.
 3) 19V - 54V Models, 180W output

Delivering leading edge, innovative power solutions for more than **30** years....

Model:GTM962500PWWWVV.V-CX

January 23, 2022

INPUT CONFIGURATION

 Description 3 Positon Terminal Block

Optional Input Wiring Kits are available:

PN/Ordering No	Length	End A	End B
C810070M6MLX5(R)	60	IEC 60320 C8 (Faston)	MOLEX 09-50-3051
C810070M6MLX5HW(R)	60	IEC 60320 C8 (Hardwired)	MOLEX 09-50-3051
C1410070M6MLX5(R)	60	IEC 60320 C13	MOLEX 09-50-3051
MLX5410070M7MLX5(R)	73	MOLEX 09-50-3051	MOLEX 09-50-3051





Custom lengths, construction, cable types, ferrites, filters, and termination available upon request.

Delivering leading edge, innovative power solutions for more than 30 years....

Model:GTM962500PWWWVV.V-CX

January 23, 2022









Approvals

Logo	Description
No Logo Applicable	CB for IEC 60601-1:2005 (Third Edition) + CORR. 1 (2006) + CORR. 2 (2007) + AM1 (2012) or IEC 60601-1 (2012 reprint) (Ed 3.1) up to 48V only (pending)
No Logo Applicable	CB for IEC 60335-1:2010 (Fifth Edition) incl. Corr. 1:2010 and Corr. 2:2011 + A1:2013 (pending)
No Logo Applicable	CB IEC 60950-1:2005 +A1 +A2 (pending)
No Logo Applicable	CB for IEC61347-1:2015 + A1:2017 IEC61347-2-13:2014, A1:2016 (pending)
No Logo Applicable	CB for IEC 62368-1:2014 (Second Edition) (pending)
	CCC to GB4943.1-2011 GB9254-2008 GB17625.1-2012 (pending)
	CE Certification
	Audio/Video, Information And Communication Technology Equipment - Part 1: Safety Requirements [UL 62368-1:2014 Ed.2] Audio/Video, Information And Communication Technology Equipment - Part 1: Safety Requirements [CSA C22.2#62368-1:2014 Ed.2] (pending)
	Conforms to UL Std. 1310 CLASS 2 Power Units Cert. to CSA Std. C22.2 NO. 223 Up to 36 volts (pending)
	CHINA SJ/T 11364-2014, China RoHS Chart: http://en.globtek.com/globtek-rohs.php
	Declaration ДС № EAЭC N RU Д-US.KA01.B.10453_19 Custom Union of Russia,

Delivering leading edge, innovative power solutions for more than 30 years....

Model:GTM962500PWWWV.V-CX



January 23, 2022

	Belarus and Kazakhstan http://www.globtek.com/redirect/?loc=gost-certificate-eac-declaration
	Medical Elec. Equip.- Part 1-11: Gen. Req. For Basic Safety & Essential Perf.- Collateral Standard - Req. For Medical Elec. Equip. & Medical Elec. Systems Used In The Home Healthcare Environment [IEC 60601-1-11:2015 Ed.2] (pending)
 GlobTek, Inc.	JAPAN TUV R-PSE, Cert. No. JD 50469658, to J62368-1(H30) , J55032(H29),J3000(H25)[15V or less]. Please reference the following website for guidelines on PSE regulations: http://en.globtek.com/importing-ite-and-medical-power-supplies-ac-adaptors-to-japan/
 GlobTek, Inc.	JAPAN TUV R-PSE, Cert. No. JD 50469658, to J62368-1(H30) , J55032(H29),J3000(H25)[DC15?30V]. Please reference the following website for guidelines on PSE regulations: http://en.globtek.com/importing-ite-and-medical-power-supplies-ac-adaptors-to-japan/
 GlobTek, Inc.	JAPAN TUV R-PSE, Cert. No. JD 50469658, to J62368-1(H30) , J55032(H29),J3000(H25)[DC30?60V]. Please reference the following website for guidelines on PSE regulations: http://en.globtek.com/importing-ite-and-medical-power-supplies-ac-adaptors-to-japan/
EFFICIENCY LEVEL VI	Efficiency: complies to section 301 of Energy Independence and Security Act (EISA) complies with Energy Star tier 2 (North America), ECP tier 2 (China), MEPS tier 2 (Australia), Code of Conduct (Europe)
	Morocco SDoC declaration http://www.globtek.info/certs/Morocco%20SDoC%20Declaration/
RoHS	Specifications of directive 2011/65/EU Annex VI (ROHS-2) with amendment 2015/863-EU (ROHS-3) http://www.ce-mark.com/Rohs%20final.pdf
	UKCA Certification
 10276	Ukraine UKRSepro (Document: www.globtek.com/html/iso_certificates/GT_Ukraine.pdf)

Delivering leading edge, innovative power solutions for more than **30** years....

Model:GTM962500PWWWVV.V-CX

January 23, 2022

	Japan: Voluntary Control Council for Interference (VCCI)
	WEEE: Complies with EU 2012/19/EU (http://ec.europa.eu/environment/waste/weee/index_en.htm) Mark is on the label or Molded in the case